



## Description:

16 AWG triads stranded (19x29) tinned copper conductors, twisted triads, unshielded, PVC insulation, PVC jacket.

## Physical Characteristics (Overall)

### Conductor

#### AWG:

# Triads	AWG	Stranding	Conductor Material
1	16	19x29	TC - Tinned Copper

### Insulation

#### Insulation Material:

Insulation Material
F-R PVC - Flame Retardant Polyvinyl Chloride

Insulation Resistance: 2000 Megaohms/1000 ft.

### Inner Shield

#### Inner Shield Color Code Chart:

Number	Color
1	Black & Red & White and Numbered

### Outer Shield

#### Outer Shield Material:

Outer Shield Material
Unshielded

### Outer Jacket

#### Outer Jacket Material:

Outer Jacket Material	Nom. Wall Thickness (in.)
F-R PVC - Flame Retardant Polyvinyl Chloride	.037

Outer Jacket Ripcord: Yes

### Overall Cabling

Overall Nominal Diameter: 0.268 in.

## Mechanical Characteristics (Overall)

Operating Temperature Range: -30°C To +105°C

Bulk Cable Weight: 48.500 lbs/1000 ft.

Max. Recommended Pulling Tension: 105 lbs.

Min. Bend Radius (Install)/Minor Axis: 2.750 in.

## Applicable Specifications and Agency Compliance (Overall)

### Applicable Standards & Environmental Programs

NEC/(UL) Specification: PLTC, ITC, CMG

CEC/C(UL) Specification: CMG

AWM Specification: UL Style 2464 (300 V 105°C)

EU CE Mark: Yes

## 9494 Triad - 300V Power-Limited Tray Cable

EU Directive 2000/53/EC (ELV):	Yes
EU Directive 2002/95/EC (RoHS):	Yes
EU RoHS Compliance Date (mm/dd/yyyy):	04/01/2005
EU Directive 2002/96/EC (WEEE):	Yes
EU Directive 2003/11/EC (BFR):	Yes
CA Prop 65 (CJ for Wire & Cable):	Yes
MII Order #39 (China RoHS):	Yes

### Flame Test

UL Flame Test:	UL1685 FT4 Loading
CSA Flame Test:	FT4
ICEA Flame Test:	T-29-520

### Suitability

Sunlight Resistance:	Yes
----------------------	-----

### Plenum/Non-Plenum

Plenum (Y/N):	No
---------------	----

### Surface Printing (Overall)

Surface Printing:	LEGEND: BELDEN 9494 E34972 1TRD16 (UL) CMG 105C OR PLTC OR ITC SUN RES DIR BUR OR AWM 2464 80C 300V OR C(UL) CMG----FT4 IEEE 1202 (2 FT, 7 DIGIT SEQUENTIAL NUMBER) FEET
-------------------	--

### Electrical Characteristics (Overall)

#### Nom. Inductance:

Inductance (µH/ft)

.14

#### Nom. Capacitance Conductor to Conductor:

Capacitance (pF/ft)

29

#### Nom. Conductor DC Resistance:

DCR @ 20°C (Ohm/1000 ft)

3.7

#### Max. Operating Voltage - UL:

Voltage

300 V RMS

#### Max. Operating Voltage - Other:

Voltage Description

20 kV Nom. breakdown voltage between conductors

#### Max. Recommended Current:

Current

12 Amps per conductor @ 25°C

### Notes (Overall)

Notes: Alternate color coding available upon request.

### Put Ups and Colors:

Item #	Putup	Ship Weight	Color	Notes	Item Desc
9494 060U1000	1,000 FT	48.000 LB	CHROME		3 #16 PVC PVC
9494 060U500	500 FT	24.500 LB	CHROME		3 #16 PVC PVC

# UL Instrumentation Cable

## 300V Power-Limited Tray Cables

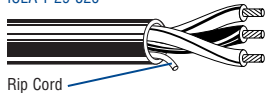
### Industrial Grade Sunlight- and Oil-Resistant Jackets

Description	Part No.	No. of Triads	Color Code	Standard Lengths		Standard Unit Weight		Jacket Thickness		Nominal OD		Maximum Pull Tension		Minimum Bend Radius	
				Ft.	m	Lbs.	kg	Inch	mm	Inch	mm	Lbs.	N	Inch	mm

**16 AWG Triads Stranded (19x29) Tinned Copper Conductors • Twisted Triads**

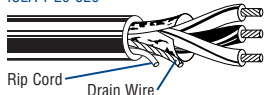
**Unshielded • PVC Insulation • Chrome PVC Jacket**

NEC: PLTC, ITC, CMG CEC: CMG FT4 IEEE 1202/383 ICEA T-29-520	<b>9494</b>	1	E1	U-500 U-1000	U-152.4 U-304.8	24.5 48.0	11.1 21.8	.037	.94	.268	6.81	91	405	2.75	69.85
---	-------------	---	----	-----------------	--------------------	--------------	--------------	------	-----	------	------	----	-----	------	-------



**Overall Beldfoil® Shield (100% Coverage) • PVC Insulation • Chrome PVC Jacket**

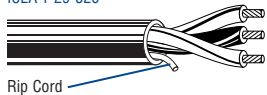
NEC: PLTC, ITC, CMG CEC: CMG FT4 IEEE 1202/383 ICEA T-29-520	<b>9366</b>	1	E1	U-500 U-1000	U-152.4 U-304.8	27.5 54.0	12.5 24.5	.037	.94	.270	6.86	116	516	2.75	69.85
---	-------------	---	----	-----------------	--------------------	--------------	--------------	------	-----	------	------	-----	-----	------	-------



**16 AWG Triads Stranded (7x24) Bare Copper Conductors • Twisted Triads**

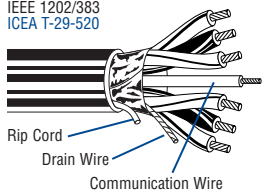
**Unshielded • PVC Insulation • Black PVC Jacket (See chart below for other options)**

NEC: PLTC, ITC, CMG CEC: CMG FT4 IEEE 1202/383 ICEA T-29-520	<b>1034A</b>	1	E1	1000 4000 †	304.8 1219.2	51.0 208.0	23.2 94.4	.037	.94	.268	6.81	107	476	2.75	69.85
---	--------------	---	----	----------------	-----------------	---------------	--------------	------	-----	------	------	-----	-----	------	-------



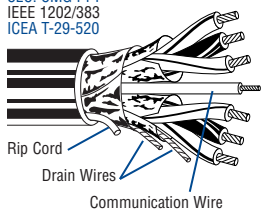
**Overall Beldfoil Shield (100% Coverage) • PVC Insulation • Black PVC Jacket (See chart below for other options)**

NEC: PLTC, ITC, CMG CEC: CMG FT4 IEEE 1202/383 ICEA T-29-520	<b>1031A</b>	1	E1	1000 10000 †	304.8 3048.0	58.0 610.0	26.4 276.7	.037	.94	.271	6.88	130	578	2.75	69.85
	<b>3044A</b>	2	E1	Bulk ††	Bulk	—	—	.053	1.35	.483	12.27	259	1152	4.75	120.65
	<b>3046A</b>	4	E1	Bulk ††	Bulk	—	—	.053	1.35	.570	14.40	473	2104	5.75	146.05
	<b>3048A</b>	8	E1	Bulk ††	Bulk	—	—	.063	1.60	.760	19.30	902	4013	7.50	190.50
	<b>3052A</b>	16	E1	Bulk ††	Bulk	—	—	.074	1.88	1.032	26.21	1758	7821	11.25	285.75
	<b>3054A</b>	24	E1	Bulk ††	Bulk	—	—	.074	1.88	1.180	29.90	2615	11633	11.75	298.45



**Individually Shielded + Overall Beldfoil Shield (100% Coverage) • PVC Insulation • Black PVC Jacket (Options below)**

NEC: PLTC, ITC, CMG CEC: CMG FT4 IEEE 1202/383 ICEA T-29-520	<b>3045A</b>	2	E1	Bulk ††	Bulk	—	—	.053	1.35	.506	12.80	304	1352	5.00	127.00
	<b>3047A</b>	4	E1	Bulk ††	Bulk	—	—	.053	1.35	.569	14.45	563	2505	6.00	152.40
	<b>3049A</b>	8	E1	Bulk ††	Bulk	—	—	.064	1.63	.764	19.41	1081	4809	8.00	203.20
	<b>3069A</b>	12	E1	Bulk ††	Bulk	—	—	.074	1.88	.998	25.35	1500	6673	10.00	254.00
	<b>3053A</b>	16	E1	Bulk ††	Bulk	—	—	.074	1.88	1.150	29.20	2117	9418	11.50	292.10
	<b>3055A</b>	24	E1	Bulk ††	Bulk	—	—	.084	2.13	1.320	33.53	3153	14026	13.25	336.55



E1 = Refer to Technical Information section for color code.  
Alternate color coding available upon request.

Multiple pair or triad cables have each pair/triad numbered for ease of identification.

†Final put-up length may vary ±10% from length shown.

††Bulk = Check length available for specific construction.

**Conductor, Insulation and Jacket Options\*\***

To Specify:	Bare	Tinned	Insulation/Jacket
<b>1234</b>	<b>A</b>	<b>B</b>	PVC/PVC
<b>5</b>	<b>C</b>	<b>D</b>	XLPE/PVC
<b>6</b>	<b>K</b>	<b>L</b>	TPE/TPE
<b>7</b>	<b>Q</b>	<b>R</b>	XLPE/CPE
<b>8</b>	<b>S</b>	<b>T</b>	XLPE/Haloarrest®

\*\*For 1000 and 3000 Series cables only.